

THE FLEXIBLE STORAGE + WORK DESKS

REFLECT

 edsbyn



REFLECT – THE FLEXIBLE STORAGE

Reflect – the flexible Nordic storage system – is turning 20! We're celebrating by supplementing the family with a series of work tables called Reflect Light.

Reflect storage is modular and has a unit for every task in the modern office. Its versatility and appeal are demonstrated by the fact that 3 billion kronor's worth of Reflect has been sold over the years.

Reflect provides storage solutions both for individual workplaces, for the activity-based office's other spaces such as reception, storage, lounge, library, »touch down« workplaces, interview rooms and creative spaces, and even for post and print rooms etc.

Choose the width, height, depth, front and back to suit your needs and match the closed plinth, wheels and round or square legs. Regardless of your needs and wishes, Reflect delivers.

Design: Edsbyn Design Dept.

With Reflect you create organised storage right from the entrance. Reflect is perfect in both traditional workplaces and activity-based offices.

REFLECT Storage on plinth, height 3 x A4, width 800, depth 435, light grey (S2500 N).
REFLECT Drawer cassettes in S 8005 Y80R, S 1510 Y80R, S 2500 N and white glazed ash.
CONTRA Table ø 900, height 560, black stand, table top in black desktop.
ZIV Chair with black stained wooden legs, fabric Remix 2 (612).
FEATHER Stool, black stand, seat in leather: Elmosoft (54035).



In activity-based offices, the employees each have their own private storage in a shared space. Choose key, code or Neat Command access card locks.

REFLECT Storage on plinth with swing doors, (plinth in one piece is an option), height 3 x A4, width 800, depth 435, light grey (S 2500 N).
REFLECT Open storage on plinth, height 3 x A4, width 800, depth 435, light grey (S 2500 N).
REFLECT Drawer cassettes in S 8006 Y80R, S 1510 Y80R and S 2500 N.



WORKPLACES

Reflect offers a wide programme for workplaces.

In the activity-based office, is the storage often individually adapted. Regardless of need, there are various possibilities for locking the storage units with keys, code locks or Neat Command access cards.

With Reflect light sit'n'stand table, the working height can be individually adapted for both sitting and standing work.

The tables function perfectly for either traditional or activity-based workplaces.

REFLECT Storage with sliding doors, double sided, height 3 x A4, width 1580, depth 480. Cabinet and plinth in white glazed ash. Door at left in S 8010-R70B, back at right in fabric: Remix 2 (743).
REFLECT Sit 'n' Stand work desks, 1200 x 800, white stand, table top in white glazed ash.
EVE 300S, office chair, stand in polished aluminum, fabric Remix 2 (123).
FEATHER Stool, black stand, seat in leather: Elmosoft (54035).

REFLECT Storage with plinth and rollfront, height 2 x A4, width 1180, depth 435. REFLECT Open upper unit, height 1x A4, width 1180, depth 435. Both in dark grey (S 7000 N)
REFLECT Storage with plinth and acoustic doors, height 3 x A4, width 1180, depth 435, dark grey (S 7000 N)
DUO Sit 'n' Stand work desks, 1200 x 800, black stand, table top in black stained oak. Desk screens in Remix 2 (123) grey.
FEATHER Chair, stand in dark chocolate (8019), seat and back in oak with armrest. FEATHER Swivel chair, chrome stand, seat and back in leather: Elmosoft (54035) with armrest.





REFLECT Light Sit 'n' Stand work desks, 1200 x 800, white stand, table top in white glazed ash and desk screens in fabric Remix 2 (123).
REFLECT Tower, height 2 x A4, light grey (S 2500-N). REFLECT Tower, height 3 x A4, dark blue (S 8010-R70B).
FEATHER Swivel chair, chrome stand, seat and back in fabric: Kvadrat Revive 1 (414). FEATHER Swivel chair, chrome stand, seat and back in leather: Elmosoft (54035) with armrest.

WORKSHOPS

Idea work is becoming ever more important in today's working life. So it's important to create spaces that stimulate collaboration and provide opportunities for creativity.

Reflect storage helps you organise the material required to inspire the creative processes. And the backs can be used as whiteboards, for drawing and writing on or as bulletin boards to attach inspirational images and sketches.

REFLECT Storage with drawers, recessed handles, in S 7005-Y20R (option), height 4 x A4, width 800, depth 435.
REFLECT Storage in S 7005-Y20R (option), height 4 x A4, width 800, depth 435, with whiteboard at back.
REFLECT Drawer cassettes in white pigmented ash and light grey (S 2500-N).
REFLECT Post compartment in powder pink (S 0510-R10B).
PIECE Table, ø 1600, height 900, white stand and table top in white glazed ash.
FEATHER Stool, stand dark chocolate (8019), fabric: Samar 7018 (03).
FEATHER Stool, black stand, leather: Elmosoft (54035).





SILENT ZONE

Employees often require peace and quiet to concentrate on their work. It's particularly useful to allow ideas to sink in after creative meetings, and then the silent zone is an excellent environment for achieving the desired results.

REFLECT Open Storage, height 3 x A4, width 800, depth 435, bottle green (S 8010-B90G), metal legs in black.
REFLECT Open Storage, height 3 x A4, width 800, depth 320, grey (S 3500-N, option), metal legs in black.
FEATHER Swivel chair, chrome stand, seat and back in fabric: Kvadrat Revive 1 (414).

MEETINGS

Today's office needs rooms and spaces for both planned and spontaneous meetings. This can mean that AV equipment may need to be concealed and/or locked away while there is still space for notebooks, pens etc. The Reflect family of storage units helps to create organisation and stimulating environments.

REFLECT Storage with rollfront in oak, height 2 x A4, width 1181, depth 435.
CONNECT Conference table, 2400 x 1200, silver stand, table top in black desktop and cable compartment.
FEATHER Chair, stand in dark chocolate (8019), seat and back in oak with armrest.
FEATHER Swivel chair, chrome stand, seat and back in fabric: Kvadrat Revive 1 (414).
FEATHER Swivel chair, chrome stand, seat and back in leather: Elmosoft (54035) with armrest.



SIT 'N' STAND / SIT

RECTANGULAR



35 A01 (only SIT)
W: 600 D: 600
Thickness: 23



35 A02 (only SIT)
W: 800 D: 600
Thickness: 23



35 A03 (only SIT)
W: 1000 D: 600
Thickness: 23



35 A04 (only SIT)
W: 1200 D: 600
Thickness: 23



35 A05 (only SIT)
W: 1400 D: 600
Thickness: 23



35 A06 (only SIT)
W: 1600 D: 600
Thickness: 23



35 A07 (only SIT)
W: 600 D: 800
Thickness: 23



35 A08 (only SIT)
W: 800 D: 800
Thickness: 23



35 A09 (only SIT)
W: 1000 D: 800
Thickness: 23




.. A10
W: 1200 D: 800
Thickness: 23



.. A11
W: 1400 D: 800
Thickness: 23



.. A12
W: 1600 D: 800
Thickness: 23



.. A13
W: 1800 D: 800
Thickness: 23



.. A14
W: 2000 D: 800
Thickness: 23



.. A15
W: 2200 D: 800
Thickness: 23



.. A16
W: 2400 D: 800
Thickness: 23

RECTANGULAR – INNER RADIUS



.. B01
W: 1200 D: 800
Thickness: 23
Inner radius: 700



.. B02
W: 1400 D: 800
Thickness: 23
Inner radius: 700



.. B03
W: 1200 D: 900
Thickness: 23
Inner radius: 800



.. B04
W: 1400 D: 900
Thickness: 23
Inner radius: 800



.. B05
W: 1600 D: 900
Thickness: 23
Inner radius: 800



.. B06
W: 1800 D: 900
Thickness: 23
Inner radius: 800



.. B07
W: 1800 D: 900
Thickness: 23
Inner radius: 720

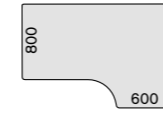


.. B08
W: 2000 D: 900
Thickness: 23
Inner radius: 800

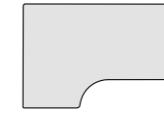


.. B09
W: 2000 D: 900
Thickness: 23
Inner radius: 720

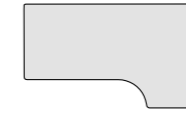
CORNER TABLE



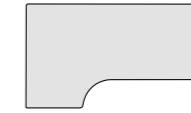
.. C01
W: 1600 D: 1100
Thickness: 23



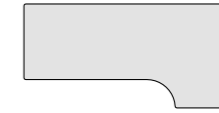
.. C02
W: 1600 D: 1100
Thickness: 23



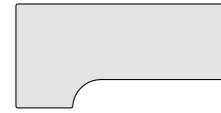
.. C03
W: 1900 D: 1100
Thickness: 23



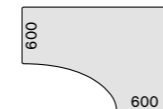
.. C04
W: 1900 D: 1100
Thickness: 23



.. C05
W: 2200 D: 1100
Thickness: 23



.. C06
W: 2200 D: 1100
Thickness: 23



.. D01
W: 1400 D: 1100
Thickness: 23



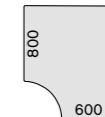
.. D02
W: 1600 D: 1100
Thickness: 23



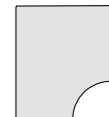
.. D03
W: 1800 D: 1100
Thickness: 23



.. D04
B: 1800 D: 1100
Thickness: 23



.. D05
W: 1000 D: 1200
Thickness: 23



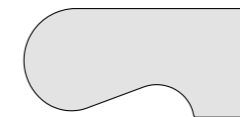
.. D06
W: 1000 D: 1200
Thickness: 23



.. D07
W: 2200 D: 1150
Thickness: 23



.. D08
W: 2200 D: 1150
Thickness: 23

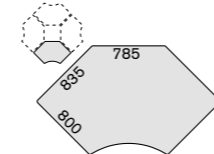


.. D09
W: 2400 D: 1150
Thickness: 23

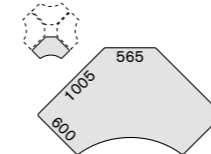


.. D10
W: 2400 D: 1150
Thickness: 23

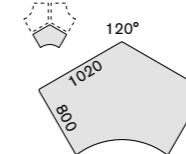
COMBI TABLE



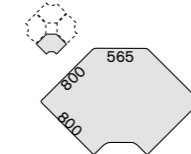
.. E01
W: 1938 D: 1150
Thickness: 23



.. E02
W: 1950 D: 1130
Thickness: 23



.. E03
W: 1755 D: 1190
Thickness: 23



.. E04
W: 1680 D: 1125
Thickness: 23

SIT 'N' STAND



08...
H: 698-1198 / 618-1278
(incl. table top)
Reflect light

SIT



35...
H: 650-780 (adjustable height)
(incl. table top)
Reflect contour

TECHNICAL SPECIFICATION

Table tops
Contur table tops consist of a 22 mm MDF sheet which is available with a number of different surface materials, such as veneer or high-pressure laminate. The veneer is 0.6 mm thick and the high-pressure laminate 0.7 mm. Tables with a high-pressure laminate surface also have a barrier laminate on the underside.

Profile 1. Bevelled open clear lacquered MDF edges. Radius 20 mm at corners. Standard surface material veneer or high-pressure laminate.

Profile 4. ECP. White high-pressure laminate. Black ABS edge strip. Radius 20 mm at corners.

Profile 5. Bevelled open clear lacquered MDF edge with ABS edge strip on the straight parts of the edge (7 mm). Radius 20 mm at corners. Standard surface material veneer or high-pressure laminate.

Profile 6. Straight edge strip in table top colour. Standard surface material veneer or high-pressure laminate.

The bearing capacity of the table tops is exploited and supplemented with frames where required.

Legs
Height adjustable 650-780 mm including table top. Feet can be adjusted up to 10 mm to absorb irregularities in the floor. The legs are available in silver, or in black or white lacquer or chromium (chromium III) for an additional charge.

Wheels
Wheels is an option and adds 70 mm (max load: 40 kg/wheel).

STORAGE

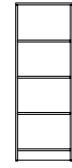
OPEN



10DA2/10AA2
W: 600 H: 908 D: 320
W: 600 H: 908 D: 435



10DA3/10AA3
W: 600 H: 1292 D: 320
W: 600 H: 1292 D: 435



10DA4/10AA4
W: 600 H: 1676 D: 320
W: 600 H: 1676 D: 435



10DA5/10AA5
W: 600 H: 2060 D: 320
W: 600 H: 2060 D: 435

SWING DOORS



10BA2/10MA2
W: 600 H: 908 D: 435
W: 600 H: 908 D: 600



10BA3
W: 600 H: 1292 D: 435



10BA4
W: 600 H: 1676 D: 435



10BA5
W: 600 H: 2060 D: 435

DRAWERS – OPEN



10CA2
W: 600 H: 908 D: 435



10CA3
W: 600 H: 1292 D: 435



10CA4
W: 600 H: 1676 D: 435



10CA5
W: 600 H: 2060 D: 435

ROLLFRONT



10FA2
W: 600 H: 908 D: 435



10EA3
W: 600 H: 1292 D: 435

OPEN



10DB2/10AB2
W: 800 H: 908 D: 320
W: 800 H: 908 D: 435



10DB3/10AB3
W: 800 H: 1292 D: 320
W: 800 H: 1292 D: 435



10DB4/10AB4
W: 800 H: 1676 D: 320
W: 800 H: 1676 D: 435

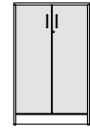


10DB5/10AB5
W: 800 H: 2060 D: 320
W: 800 H: 2060 D: 435

SWING DOORS



10BB2/10MB2
W: 800 H: 908 D: 435
W: 800 H: 908 D: 600



10BB3
W: 800 H: 1292 D: 435

SLIDING DOORS



10HB2
W: 800 H: 908 D: 435



10JB3
W: 800 H: 1292 D: 435

DRAWERS



10CB2
W: 800 H: 908 D: 435



10CB3
W: 800 H: 1292 D: 435

ROLLFRONT



10EB1
W: 800 H: 733 D: 435
With/without drawer unit



10EB2
W: 800 H: 908 D: 435
With/without drawer unit



10FB2
B: 800 H: 908 D: 435



10EB9
B: 800 H: 1025 D: 435

UPPER UNIT – OPEN



10NA1
W: 600 H: 384 D: 435



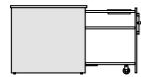
10NA2
W: 600 H: 768 D: 435



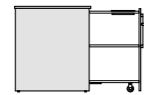
10QA2
W: 600 H: 768 D: 435

UPPER UNIT – SWING DOOR

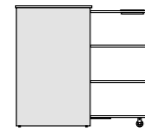
TOWER - D: 800



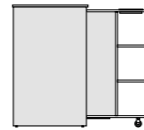
10TA1
W: 435 H: 730 D: 800



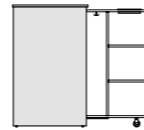
10TA2
W: 435 H: 908 D: 800



10TA3
W: 435 H: 1292 D: 800



10TA3
W: 435 H: 1292 D: 800
For 2 persons



10TA3
W: 435 H: 1292 D: 800
With wardrobe

UPPER UNIT – OPEN



10NB9
B: 800 H: 120 D: 435



10RB1/10NB1
W: 800 H: 384 D: 320
W: 800 H: 384 D: 435



10RB2/10NB2
W: 800 H: 768 D: 320
W: 800 H: 768 D: 435

UPPER UNIT – SWING DOORS



10QB1
W: 800 H: 384 D: 435

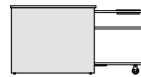


10QB2
W: 800 H: 768 D: 435

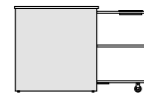


10QY2
W: 800 H: 768 D: 435

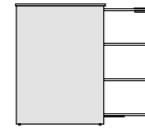
TOWER - D: 900



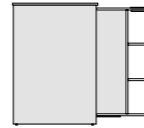
10TB1
W: 435 H: 730 D: 900



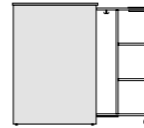
10TB2
W: 435 H: 908 D: 900



10TB3
W: 435 H: 1292 D: 900



10TB3
W: 435 H: 1292 D: 900
For 2 persons



10TB3
W: 435 H: 1292 D: 900
With wardrobe

UPPER UNIT – ROLLFRONT



10QZ2
W: 800 H: 768 D: 435



10SB1
W: 800 H: 384 D: 435



10SB2
W: 800 H: 768 D: 435

UPPER UNIT – DRAWERS



10NB9
W: 800 H: 120 D: 435



10NB9
W: 800 H: 120 D: 435

STORAGE

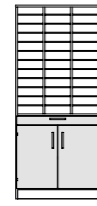
POST CABINET



10PB2
W: 891 H: 908 D: 435



10PB4
W: 891 H: 1676 D: 435



10PB5
W: 891 H: 2060 D: 435

UPPER UNIT



10PZ1
W: 891 H: 384 D: 435



10PZ1
W: 891 H: 384 D: 435



10PZ2
W: 891 H: 768 D: 435

PEDESTALS



101A1-K1
W: 433 H: 505 D: 600



101A1-K2
W: 433 H: 505 D: 600



101A2-K1
W: 433 H: 505 D: 600



101A2-K2
W: 433 H: 505 D: 600



101B1-K1
W: 433 H: 640 D: 600




101B1-K2
W: 433 H: 640 D: 600

WARDROBES



10WA4
W: 600 H: 1676 D: 435

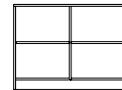


10WA5
W: 600 H: 2060 D: 435

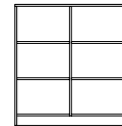


10WZ5
W: 300 H: 2060 D: 600

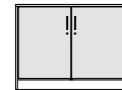
OPEN



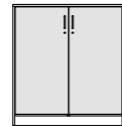
10AC2
W: 1180 H: 908 D: 435



10AC3
W: 1180 H: 1292 D: 435



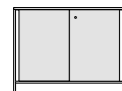
10BC2
W: 1180 H: 908 D: 435



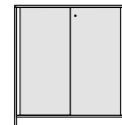
10BC3
W: 1180 H: 1292 D: 435

SWING DOORS

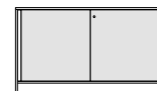
SLIDING DOORS



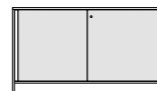
10HC2/10LC2
W: 1180 H: 908 D: 435
W: 1180 H: 908 D: 600



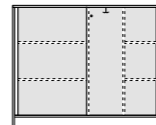
10JC3
W: 1180 H: 1292 D: 435



10HD2
W: 1580 H: 908 D: 435



10KD2
W: 1580 H: 908 D: 480
Double sided



10JD3
W: 1580 H: 1292 D: 435
With or without wardrobe



10KD3
W: 1580 H: 1292 D: 480
Double sided


OPEN – DRAWERS



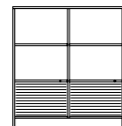
10CC2
W: 1180 H: 908 D: 435



10CC3
W: 1180 H: 1292 D: 435



10FC2
W: 1180 H: 908 D: 435



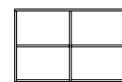
10EC3
B: 1180 H: 1292 D: 435

ROLLFRONT – OPEN

UPPER UNIT – OPEN



10NC1
W: 1180 H: 384 D: 435



10NC2
W: 1180 H: 768 D: 435



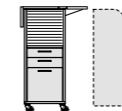
10QC2
W: 1180 H: 768 D: 435

UPPER UNIT – SWING DOORS

ON WHEELS – ROLLFRONT



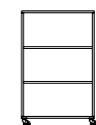
1021A
W: 420 H: 1128 D: 435



1022A
W: 420 H: 1128 D: 435



1021B
W: 800 H: 902 D: 435



1024B
W: 800 H: 1286 D: 435

ON WHEELS – OPEN

ON WHEELS – ROLLFRONT



1022B
W: 800 H: 902 D: 435
With or without drawers



1025B
W: 800 H: 1286 D: 435
With or without drawers

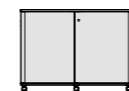


1023B
W: 800 H: 902 D: 435

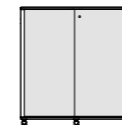


1026B
W: 800 H: 1286 D: 435

ON WHEELS – SLIDING DOORS



1021C
W: 1180 H: 902 D: 435



1022C
W: 1180 H: 1286 D: 435

TECHNICAL SPECIFICATION

Shelves

The shelves fulfil loading requirements according to standards.

Cabinet

Reflect storage is made of 19 mm fibreboard or MDF in veneer or lacquer. The veneer is 0.6 mm thick. Edge strip in wood or ABS. Some edges have open flat MDF edges, including the fronts of the drawer cassettes.

Backs in 3 mm MDF. Backs on mobile cabinets are 11 mm fibreboard or 6 mm MDF.

Plinth in closed wooden plinth version, legs in metal; round or square pipe. Metal legs are available in white, black and silver lacquer or chrome (chromium III). All plinths have adjustable feet to compensate for uneven floors.

Drawers & locks

Different sized drawers are available for the cabinets. The folder drawer (380 mm high front) and B drawer (190 mm high front) can be fully extended. These drawers include an anti-tilt system which means that only one drawer can be pulled out at once. The drawers can be ordered separately, but if you intend to install more than one drawer we recommend factory installation. The lock system has replaceable lock cylinders.

COLOURS AND MATERIALS

						WOOD/ VENEER
Black stained oak	White stained ash	White glazed ash 5%	Oak	Beech	Birch	
						HPL High Pressure Laminate
S 9000-N	S 6502-B	S 2500-N	S 0502-G50Y			
						STANDARD COLOUR
S 9000-N	S 7000-N	S 2500-N	S 0500-N			
						ACCENT COLOUR
S 8010-Y90R	S 6005-Y20R	S 2010-B70G	S 7020-B10G	S 1080-Y70R	S 1070-G30Y	
						METAL
S 8010-B90G	S 3030-B30G	S 1040-Y	S 8010-R70B	S 4020-G30Y	S 1510-Y80R	
						PLEXIGLASS (Tower)
Black lacquer (texture)	Silver lacquer	White lacquer	Chrome			
						
Smoke-coloured clear (923)	Grey frosted (9T23)	White frosted (000)	Green frosted (6T59)	Orange clear (3T19)	Blue frosted (7T69)	

STANDARD OPTIONS

Configure your version of Edsbyn's products in: my.edsbyn.com

SPECIAL DESIGN

If you can't find what you're looking for, please ask your salesman or contact us via our website: www.edsbyn.com

NOTE

With the reservation of printing errors and the right to make adjustments without prior notice. The colours can vary due to the printing process.

NEAT SOCKETS (option)

The idea of NEAT Sockets is for all of the connections required in today's workplaces to be easily accessible. For this reason they are installed clearly visible in the table top. They also act as a decorative feature in their own right.

NEAT connections are available in both white and black version for electricity, USB, HDMI and CAT6 (RJ45) network outlets.

NEAT COMMAND (option)

Complete your storages and desks with NEAT Command access control for a convenient daily life.

NEAT Command (lock) also works perfectly with other access control systems.

REFLECT IS A BUSINESS FAMILY



CLASSIC

This segment, with a focus on price, is aimed at companies and organisations that want to create workplaces for a low price. With simple but stable designs in combination with fewer versions, materials and colours, prices are kept down.



BUSINESS

The segment with a focus on function. Classic is aimed at organisations and companies that want to create customer adapted and functional workplaces with long lifetimes for a low cost over the product life-cycle.



EDGE

The segment with a focus on design, aimed at companies and organisations that see a well-designed workplace as an important competitive advantage, both when it comes to employer branding to attract and retain competent employees and for reinforcing the brand through the office.

CERTIFICATES



CERTIFIED PRODUCTION

Edsbyverken is certified according to quality and environmental management standards: ISO 9001 and ISO 14001.

We expect materials from our suppliers to fulfil the criteria for environmental certification – and we require our suppliers to accept ethical and social responsibility, just like Edsbyn does.



CERTIFIED PRODUCTS

Reflect work desks and storage units are certified according to Möbelfakta. This means that:

Technical quality standards for sustainability, stability and safety and for surface resistance.

Environmental standards for materials and products. The environmental standards primarily relate to raw materials and components used during manufacture, while the product standards relate to the completed item of furniture.

Producers and subcontractors undertake systematic occupational health and safety work and comply with current occupational health and safety legislation.



THE NORDIC ECOLABEL

Edsbyn was the first manufacturer of office furniture to be Nordic Ecolabelled.

Our latest example of a Nordic Ecolabelled product is the Ease screen system which is manufactured from a material normally used for sound absorption in vehicles. It consists of recycled textiles and PET bottles, which makes Ease a good example of sustainable product development.

SUSTAINABILITY SINCE 1899



FSC APPROVED FORESTRY

The forest and access to wood was one of the main factors when Edsbyn began in 1899. At an early date, we were economically (and ecologically) conscious of making the most of our raw materials. The Fanett Windsor chair, of which over 5 million were sold, was produced from waste wood from our ski manufacturing. Waste wood is today supplied to the power station and our wood comes from FSC approved forestry.

EASE, our latest screen system, is manufactured from recycled textiles and PET bottles. We still think about recycling, now as then.

At Edsbyn, we work constantly to improve our processes and furniture production – in order to be the obvious choice for those who select office furniture on the basis of environmental and sustainability factors.



DESK CONTENTS

60% Steel
36% Board material
03% Miscellaneous
01% Veneer

STORAGE UNIT CONTENTS

88% Board material
05% Veneer
04% Steel
01% Aluminium
01% Plastic
01% Other

All component materials fulfil the requirements for environmental certification according to Möbelfakta.



OF WHICH RECYCLED

70% recycled material in MDF
52% recycled mtrl in particleboard
25% recycled material in steel

RECYCLABLE

99% desks
99% storage units

RENEWABLE RESOURCES

36% desks
88% storage units



THE WORKING OFFICE

The human being is social.
So ideas and development take off
when we meet and work together. This means
the office is necessary as a meeting place even if
the work itself is changing. And new ways of working
demand new kinds of furniture that help the
office to function and the staff to deliver.

We call this
Edsbyn – the working office.

