

STORAGE + WORK TABLES WITH A GRAPHIC FORM

NEAT



A NEAT FAMILY WITH A GRAPHIC FORM

Neat is a family of desks and storage units with streamlined and airy design for the modern office.

The Neat table series features a variety of sizes and functions catered to fit most of the requirements and needs of a modern workplace, including well-designed technology panels and Neat electrical and network sockets.

With Neat storage you can combine the material components in any number of ways, allowing you to put a personal touch on the interior.

Neat – offering dynamic solutions and catering to all workplace functions.

Design: TEA, Thomas Eriksson Architects

NEAT Storage is available in width 800, 1200 and 1600. Height 2 x A4, 3 x A4, 4 x A4 and a 1 x A4 upper unit. Crest top in marble.

NEAT HiLo Dual

The two-piece canvas consists of a fixed-technology panel and front sliding component for accessing the cable tray. The technology panel is a decorative and accessible solution for your electrical and network sockets needs, and serves as an integral element of the table's design.



NEAT HiLo Dual, Sit 'n' Stand work tables, black stand, tabletop in white glazed ash.
EASE table screens, fabric: Dodan 7020 (19), Divina MD (613).
FEATHER swivel chairs, chrome stand, fabric: Remix 2 (272).

NEAT HiLo Single



NEAT HiLo Single, Sit 'n' Stand work table, dark chocolate (8019) stand, table top and sides in white glazed ash.
Screen, fabric: Remix 2 (612) pink mixed.
FEATHER Swivel chair, chrome stand, black armrest, seat and back in leather: Elmosoft (54035).

NEAT Hi

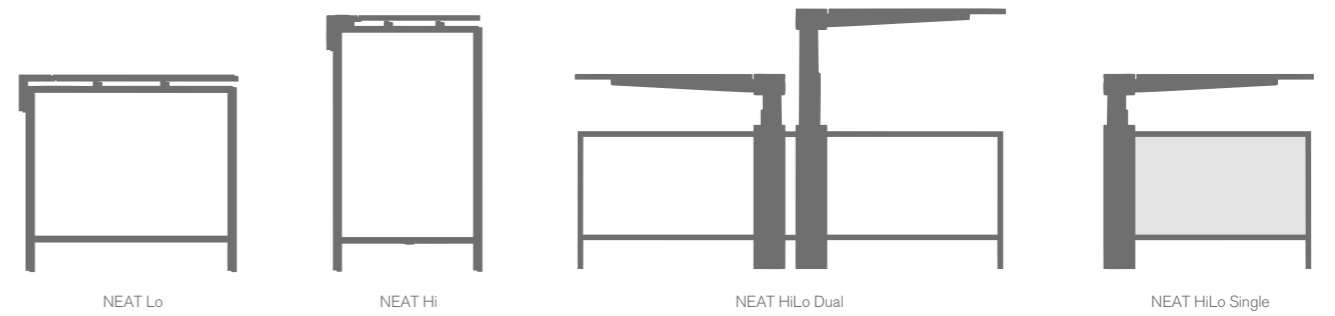


NEAT table Hi, black stand, table top in white HPL (high pressure laminate).

NEAT Lo



NEAT table Lo, white stand, table top in white glazed ash.



NEAT Lo

NEAT Hi

NEAT HiLo Dual

NEAT HiLo Single

NEAT T-Net Dual



NEAT T-Net Dual, 2 x (1200 x 800), black electric stand, table top in white glazed ash. Black NEAT Electric sockets in black at each table. Cable track.
Desk screen 2400 x 700, fabric: Remix 2 (933).
NEAT Storage, 3 x A4 (800 mm), white cabinet (S 0500-N), black stand, upper open inside in white glazed ash, sliding doors in light grey (S 2500 N) and white pigmented ash.
NEAT Wardrobe, 3 x A4 (600 mm), white cabinet (S 0500-N), black stand, door in white pigmented ash.
FEATHER Swivel chair, chrome stand, seat and back in leather: Elmosoft (54035).
FEATHER Swivel chair, chrome stand, seat and back in fabric: Kvadrat Revive 1 (414).
FEATHER Chair, lacquered in fir green (6009), seat and back in fabric: Febrik Pitch (grass).

NEAT T-Net Single



NEAT T-Net table, white stand, table top in oak.
NEAT Storage, height 2 x A4, width 1600, depth 385, white cabinet (S 0500-N), back and sliding doors in oak, drawer cassette in mist green (S 2010-B70G).



NEAT T-Net table, 1600 x 800, white stand, table top in oak veneer, NEAT Sockets (electricity and network).
NEAT Tower 2 x A4, light grey cabinet and front (S 2500-N).
EVE 300S, office chair, stand in polished aluminum, fabric: Remix 2 (123).



NEAT SOCKETS

The idea of Neat sockets is for all of the connections required in today's workplaces to be easily accessible. For this reason they are installed clearly visible in the table top. They also act as a decorative feature in their own right.

Neat connections are available in both white and black version for electricity, USB, HDMI and CAT6 (RJ45) network outlets.


NEAT T-Net Single has a massive foot with the same radius as other details of the NEAT family.



NEAT Storage, height 4 x A4, width 800, depth 385, white cabinet (S 0500-N) and white stand. Inside white glazed ash. Back white glazed ash and white (S 0500-N). Sliding doors, white frosted plexiglass, white glazed ash, white (S 0500-N), pink (S 1510-Y80R) and dark blue (S 8010-R70B). Drawer cassettes in white (S 0500-N) and white glazed ash.

By removing excess space from the cabinet, both in terms of height and depth, and using slender dimensions for the frame and doors, we have given Neat its own unique expression, which is greatly appreciated by architects and interior decorators. Match materials and colours to your own desires. For example, you can choose different colours or veneers for the inside. Doors and drawer inserts also enable creativity.

Neat storage units are as attractive from the back as the front and provide a range of variation opportunities. Match materials and colours to your own desires.



NEAT Storage, height 2 x A4, width 1200, depth 385, white cabinet (S 0500-N), black stand, back in white glazed ash and textileboards in fabric: Remix 2 (612) pink mixed and Remix 2 (982) green mixed.



NEAT COMMAND

ACCESS

Access to parking garages, entrances, departments, private lockers or technical equipment such as printers and projectors.

RESERVATION

Book lockers, workplace, conference etc.

CONTROL

Control lighting etc. so it is used only when the workplace is staffed.

REGISTRATION

Employees sign for purchases from the canteen, vending machines etc. and have the cost deducted directly from their salaries.

NEAT Command – one card, many possibilities.



NEAT – 800

CABINET 2xA4

(All heights excl. legs/plinth)



44AA2

W: 800 H: 740 D: 385



44BA2

W: 800 H: 740 D: 385



42DA2

W: 800 H: 740 D: 385



42HA2

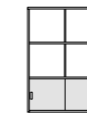
W: 800 H: 740 D: 385

CABINET 3xA4



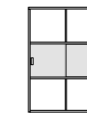
42AA3

W: 800 H: 1105 D: 385



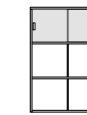
42BA3

W: 800 H: 1105 D: 385



42CA3

W: 800 H: 1105 D: 385



42DA3

W: 800 H: 1105 D: 385



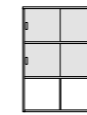
42EA3

W: 800 H: 1105 D: 385



42FA3

W: 800 H: 1105 D: 385



42GA3

W: 800 H: 1105 D: 385



42HA3

W: 800 H: 1105 D: 385



42JA3

W: 800 H: 1105 D: 385



42KA3

W: 800 H: 1105 D: 385



42LA3

W: 800 H: 1105 D: 385



42MA3

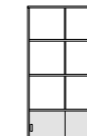
W: 800 H: 1105 D: 385

CABINET 4xA4



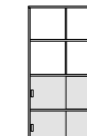
42AA4

W: 800 H: 1470 D: 385



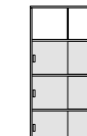
42BA4

W: 800 H: 1470 D: 385



42EA4

W: 800 H: 1470 D: 385



42SA4

W: 800 H: 1470 D: 385



42HA4

W: 800 H: 1470 D: 385



42JA4

W: 800 H: 1470 D: 385



42KA4

W: 800 H: 1470 D: 385



42LA4

W: 800 H: 1470 D: 385



42MA4

W: 800 H: 1470 D: 385

LEGS IN METAL / PLINTH



42125

H: 130
Legs in metal



42126

H: 60
Plinth



42131

Sliding door

DRAWERS



42134

Drawers cassette

BACKS



42136

Textile back

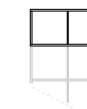
CREST TOP



42ZA1

Crest top in marble

UPPER UNIT



42NA1

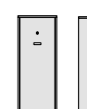
Upper unit

TOWER



42TA2

W: 415 H: 900 D: 800

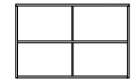


42TA3

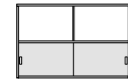
W: 415 H: 1170 D: 800

NEAT – 1200

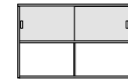
CABINET 2xA4 (All heights excl. legs/plinth)



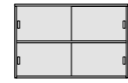
42AB2
W: 1200 H: 740 D: 385



42BB2
W: 1200 H: 740 D: 385

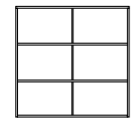


42DB2
W: 1200 H: 740 D: 385

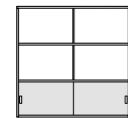


42HB2
W: 1200 H: 740 D: 385

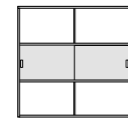
CABINET 3xA4



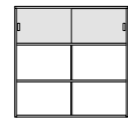
42AB3
W: 1200 H: 1105 D: 385



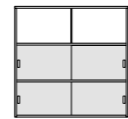
42BB3
W: 1200 H: 1105 D: 385



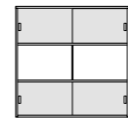
42CB3
W: 1200 H: 1105 D: 385



42DB3
W: 1200 H: 1105 D: 385



42EB3
W: 1200 H: 1105 D: 385



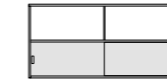
42FB3
W: 1200 H: 1105 D: 385

NEAT – 1600

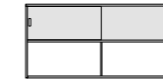
CABINET 2xA4 (All heights excl. legs/plinth)



42AC2
W: 1600 H: 740 D: 385



42BC2
W: 1600 H: 740 D: 385

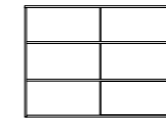


42DC2
W: 1600 H: 740 D: 385

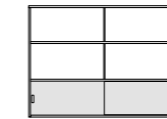


42HC2
W: 1600 H: 740 D: 385

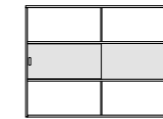
CABINET 3xA4



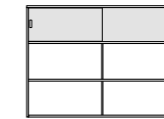
42AC3
W: 1600 H: 1105 D: 385



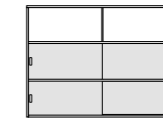
42BC3
W: 1600 H: 1105 D: 385



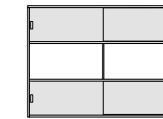
42CC3
W: 1600 H: 1105 D: 385



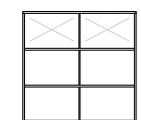
42DC3
W: 1600 H: 1105 D: 385



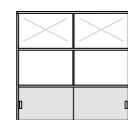
42EC3
W: 1600 H: 1105 D: 385



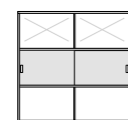
42FC3
B: 1600 H: 1105 D: 385



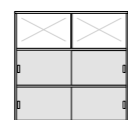
42JB3
W: 1200 H: 1105 D: 385



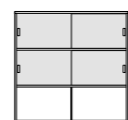
42KB3
W: 1200 H: 1105 D: 385



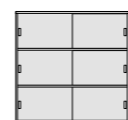
42LB3
W: 1200 H: 1105 D: 385



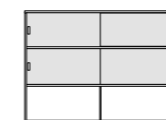
42MB3
W: 1200 H: 1105 D: 385



42GB3
W: 1200 H: 1105 D: 385



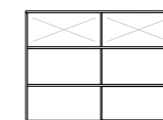
42HB3
W: 1200 H: 1105 D: 385



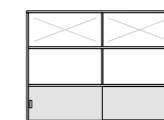
42GC3
W: 1600 H: 1105 D: 385



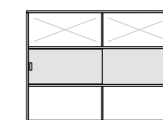
42HC3
W: 1600 H: 1105 D: 385



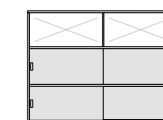
42JC3
W: 1600 H: 1105 D: 385



42KC3
W: 1600 H: 1105 D: 385

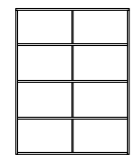


42LC3
W: 1600 H: 1105 D: 385

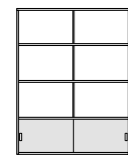


42MC3
B: 1600 H: 1105 D: 385

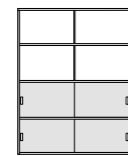
CABINET 4xA4



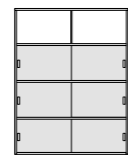
42AB4
W: 1200 H: 1470 D: 385



42BB4
W: 1200 H: 1470 D: 385




42EB4
W: 1200 H: 1470 D: 385



42SB4
W: 1200 H: 1470 D: 385

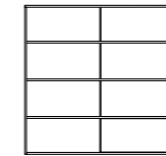


42HB4
W: 1200 H: 1470 D: 385




42JB4
W: 1200 H: 1470 D: 385

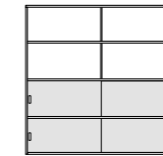
CABINET 4xA4



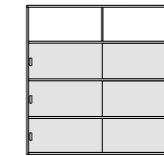
42AC4
W: 1600 H: 1470 D: 385




42BC4
W: 1600 H: 1470 D: 385



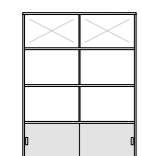
42EC4
W: 1600 H: 1470 D: 385



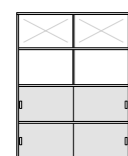
42SC4
W: 1600 H: 1470 D: 385



42HC4
W: 1600 H: 1470 D: 385



42KB4
W: 1200 H: 1470 D: 385



42LB4
W: 1200 H: 1470 D: 385



42MB4
W: 1200 H: 1470 D: 385

LEGS IN METAL / PLINTH

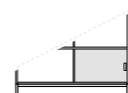


42127
H: 130
Legs in metal

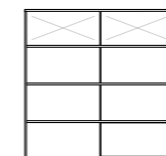


42128
H: 60
Plinth

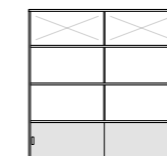
DOORS



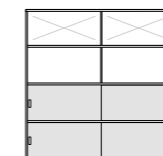
42132
Sliding door



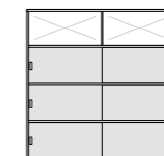
42JC4
W: 1600 H: 1470 D: 385



42KC4
W: 1600 H: 1470 D: 385

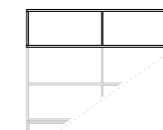


42LC4
W: 1600 H: 1470 D: 385



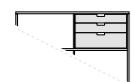
42MC4
W: 1600 H: 1470 D: 385

UPPER UNIT



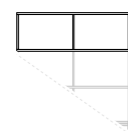
42NC1
Upper unit

DRAWERS



42135
Drawers cassette

UPPER UNIT



42NB1
Upper unit

BACKS



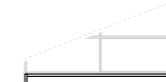
42137
Textile back

CREST TOP



42ZB1
Crest top in marble

LEGS IN METAL/PLINTH

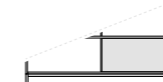


42129
H: 130
Legs in metal



42130
H: 60
Plinth

DOORS



42133
Sliding door

BACKS



42138
Textile back

CREST TOP



42ZC1
Crest top in marble

NEAT STORAGE

Cabinet
Top panel, sides and bottom in 16 mm MDF, shelves in 22 mm MDF, centre panel in 8 mm MDF. White lacquer.

Frame
Square profile legs, height 130 mm. White or black lacquer. Closed plinth, height 60 mm. White or black lacquer. All frames have adjustable feet to compensate for uneven floors.

Door/back
Sliding door and back in 6 mm MDF (lacquered/veneered) or plexiglass.

NEAT – SIT 'N' STAND

HI-LO SINGLE




45K08
W: 1200 D: 800



45L09
W: 1400 D: 800



45M10
W: 1600 D: 800

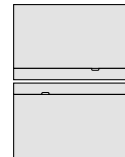


45M11
W: 1800 D: 800

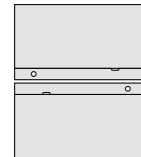


Hi-Lo Single
H: 630-1230 (excl. top)

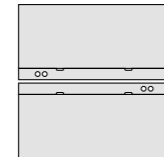
HI-LO DUAL



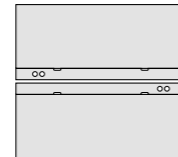
45K01
W: 1200 D: 1640 (2x800)



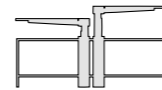
45L02
B: 1400 D: 1640 (2x800)



45M03
W: 1600 D: 1640 (2x800)




45M04
W: 1800 D: 1640 (2x800)




Hi-Lo Dual
H: 630-1230 (excl. top)

T-NET SINGLE




45N01
W: 1200 D: 800



45P02
W: 1400 D: 800



45Q03
W: 1600 D: 800

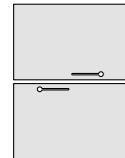


45R04
W: 1800 D: 800

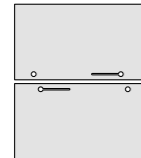


T-Net Single
H: 690-1190 / 605-1265 (excl. top)

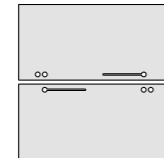
T-NET DUAL



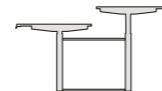
45S01
W: 1200 D: 1640 (2x800)



45T02
W: 1400 D: 1640 (2x800)



45U03
W: 1600 D: 1640 (2x800)



T-Net Dual
H: 690-1190 / 605-1265 (excl. top)

NEAT – WORK TABLES

NEAT LO



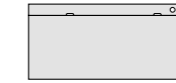
45A01
W: 1200 D: 800



45B02
W: 1400 D: 800



45C03
W: 1600 D: 800

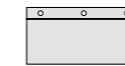


45C04
W: 1800 D: 800

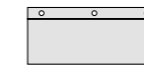


Lo
H: 730 (incl. top)

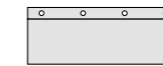
NEAT HI



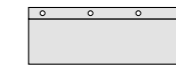
45H01
W: 1200 D: 600



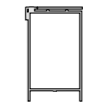
45H02
W: 1400 D: 600



45J03
W: 1600 D: 600



45J04
W: 1800 D: 600



Hi
H: 1020 (incl. top)



NEAT SOCKETS

The idea of NEAT Sockets is for all of the connections required in today's workplaces to be easily accessible. For this reason they are installed clearly visible in the table top. They also act as a decorative feature in their own right. NEAT connections are available in both white and black version for electricity, USB, HDMI and CAT6 (RJ45) network outlets.



NEAT COMMAND

Complete your storages and desks with NEAT Command access control for a convenient daily life. NEAT Command (lock) also works perfectly with other access control systems.

ACCESS – to parking garages, entrances, departments, private lockers or technical equipment such as printers and projectors.

RESERVATION – book lockers, workplace, conference etc.

CONTROL – lighting etc. so it is used only when the workplace is staffed.

REGISTRATION – employees sign for purchases from the canteen, vending machines etc. and have the cost deducted directly from their salaries.

NEAT Command – one card, many possibilities.

COLOURS AND MATERIALS

WOOD / VENEER

Black stained oak White glazed ash 5% Oak Birch

DESKTOP
Linoleum

HPL
High Pressure Laminate

STANDARD COLOUR

ACCENT COLOUR

METAL

MARBLE

PLEXIGLASS

S 9000-N S 0500-N

S 9000-N S 0502-G50Y

S 0500-N

S 9000-N S 7000-N S 2500-N

S 8010-Y90R S 6005-Y20R S 2010-B70G S 7020-B10G S 1080-Y70R S 1070-G30Y

S 8010-B90G S 3030-B30G S 1040-Y S 8010-R70B S 4020-G30Y S 1510-Y80R

Black lacquer (texture) Dark chocolate 8019 Misty grey 7044 White lacquer

Emperador dark Guatemala green Carrara white

Smoke-coloured clear (923) Grey frosted (9T23) White frosted (000) Green frosted (6T59) Orange clear (3T19) Blue frosted (7T69)

STANDARD OPTIONS

Configure your version of Edsbyn's products in: my.edsbyn.com

SPECIAL DESIGN

If you can't find what you're looking for, please ask your salesman or contact us via our website: www.edsbyn.com

NOTE

With the reservation of printing errors and the right to make adjustments without prior notice. The colours can vary due to the printing process.

NEAT IS AN EDGE FAMILY



CLASSIC

This segment, with a focus on price, is aimed at companies and organisations that want to create workplaces for a low price. With simple but stable designs in combination with fewer versions, materials and colours, prices are kept down.



BUSINESS

The segment with a focus on function. Classic is aimed at organisations and companies that want to create customer adapted and functional workplaces with long lifetimes for a low cost over the product life-cycle.



EDGE

The segment with a focus on design, aimed at companies and organisations that see a well-designed workplace as an important competitive advantage, both when it comes to employer branding to attract and retain competent employees and for reinforcing the brand through the office.

CERTIFICATES



CERTIFIED PRODUCTION

Edsbyverken is certified according to quality and environmental management standards: ISO 9001 and ISO 14001. We expect materials from our suppliers to fulfil the criteria for environmental certification – and we require our suppliers to accept ethical and social responsibility, just like Edsbyn does.



CERTIFIED PRODUCTS

Neat work desks and storage units are certified according to Möbel-fakta. This means that:
 Technical quality standards for sustainability, stability and safety and for surface resistance.
 Environmental standards for materials and products.
 The environmental standards primarily relate to raw materials and components used during manufacture, while the product standards relate to the completed item of furniture.
 Producers and subcontractors undertake systematic occupational health and safety work and comply with current occupational health and safety legislation.



THE NORDIC ECOLABEL

Edsbyn was the first manufacturer of office furniture to be Nordic Ecolabelled.
 Our latest example of a Nordic Ecolabelled product is the Ease screen system which is manufactured from a material normally used for sound absorption in vehicles. It consists of recycled textiles and PET bottles, which makes Ease a good example of sustainable product development.

SUSTAINABILITY SINCE 1899



FSC APPROVED FORESTRY

The forest and access to wood was one of the main factors when Edsbyn began in 1899. At an early date, we were economically (and ecologically) conscious of making the most of our raw materials. The Fanett Windsor chair, of which over 5 million were sold, was produced from waste wood from our ski manufacturing. Waste wood is today supplied to the power station and our wood comes from FSC approved forestry.
 EASE, our latest screen system, is manufactured from recycled textiles and PET bottles. We still think about recycling, now as then.
 At Edsbyn, we work constantly to improve our processes and furniture production – in order to be the obvious choice for those who select office furniture on the basis of environmental and sustainability factors.



DESK CONTENTS

60% Steel
 36% Board material
 03% Miscellaneous
 01% Veneer

STORAGE UNIT CONTENTS

88% Board material
 05% Veneer
 04% Steel
 01% Aluminium
 01% Plastic
 01% Other



OF WHICH RECYCLED

70% recycled material in MDF
 52% recycled mtrl in particleboard
 25% recycled material in steel

RECYCLABLE

99% desks
 99% storage units

RENEWABLE RESOURCES

36% desks
 88% storage units

All component materials fulfil the requirements for environmental certification according to Möbellakta.

THE WORKING OFFICE

The human being is social.
So ideas and development take off
when we meet and work together. This means
the office is necessary as a meeting place even if
the work itself is changing. And new ways of working
demand new kinds of furniture that help the
office to function and the staff to deliver.

We call this
Edsbyn – the working office.

